



Scaling in-line buffer preparation from process development to manufacturing

Intellectual Property Notice: The Biopharma business of GE Healthcare was acquired by Danaher on 31 March 2020 and now operates under the Cytiva™ brand. Certain collateral materials (such as application notes, scientific posters, and white papers) were created prior to the Danaher acquisition and contain various GE owned trademarks and font designs. In order to maintain the familiarity of those materials for long-serving customers and to preserve the integrity of those scientific documents, those GE owned trademarks and font designs remain in place, it being specifically acknowledged by Danaher and the Cytiva business that GE owns such GE trademarks and font designs.

cytiva.com

GE and the GE Monogram are trademarks of General Electric Company. Other trademarks listed as being owned by General Electric Company contained in materials that pre-date the Danaher acquisition and relate to products within Cytiva's portfolio are now trademarks of Global Life Sciences Solutions USA LLC or an affiliate doing business as Cytiva.

Cytiva and the Drop logo are trademarks of Global Life Sciences IP Holdco LLC or an affiliate. All other third-party trademarks are the property of their respective owners.

© 2020 Cytiva

All goods and services are sold subject to the terms and conditions of sale of the supplying company operating within the Cytiva business. A copy of those terms and conditions is available on request. Contact your local Cytiva representative for the most current information.

For local office contact information, visit [cytiva.com/contact](https://www.cytiva.com/contact)

CY14414-12un20-PT



Scaling in-line buffer preparation from process development to manufacturing

Karolina Busson, Enrique Carredano, Jenny Dunker, and Therese Westman
GE Healthcare Bio-Sciences AB, Björkgatan 30, 75184 Uppsala, Sweden

Introduction


Preparing buffers for large-scale chromatography requires significant resources: time, money, and space to store large buffer volumes.

In-line conditioning (IC) is one possible way to address these challenges. A BioProcess™ IC System uses concentrated, single-component stock solutions of acid, base, salt, and water for injection (WFI), which reduces buffer volumes significantly, saving both floor space and tank volumes. In addition, different buffers can be prepared from the same set of concentrates, streamlining preparation work even further.

Process changes in biomanufacturing require downscaling models. The key tools, functions, and scale-down models that can be used to address these questions are presented here.

The IC approach to buffer manufacturing can also be applied in the lab-scale ÄKTA™ avant chromatography system by using the quaternary valve (Fig 1).

The valve has four inlets that can be used for acid, base, salt, and WFI, thus allowing for the replication of the BioProcess IC System in bench scale.



To ensure accuracy in formulation and consistency between preparations, different feedback modes can be selected with the BioProcess IC System, while the ÄKTA avant system allows many explorative runs using lower volumes, fraction collector, and scouting.

(A) ÄKTA avant quaternary valve Flow control mode (B) In-line conditioning Flow, pH, and conductivity control mode




Fig 1. Illustration of mixing strategies used in ÄKTA avant system (A) and BioProcess IC System (B). ÄKTA avant quaternary valve with four inlets (water, acid base, and salt) uses defined amounts of each stock solution to prepare the final buffer. The BioProcess IC System mixes acid, base salt and water using the different feedback control modes pH, flow, and conductivity. The flow feedback corresponds to the quaternary valve function.

Tools

Buffer molar recipes are central for IC, as they are used for planning and optimizing the entire set of buffers needed for the process. Running the BioProcess IC System in flow feedback mode during the whole run, or during the initial stages of pH and conductivity feedback mode, ensures robust and fast convergence.

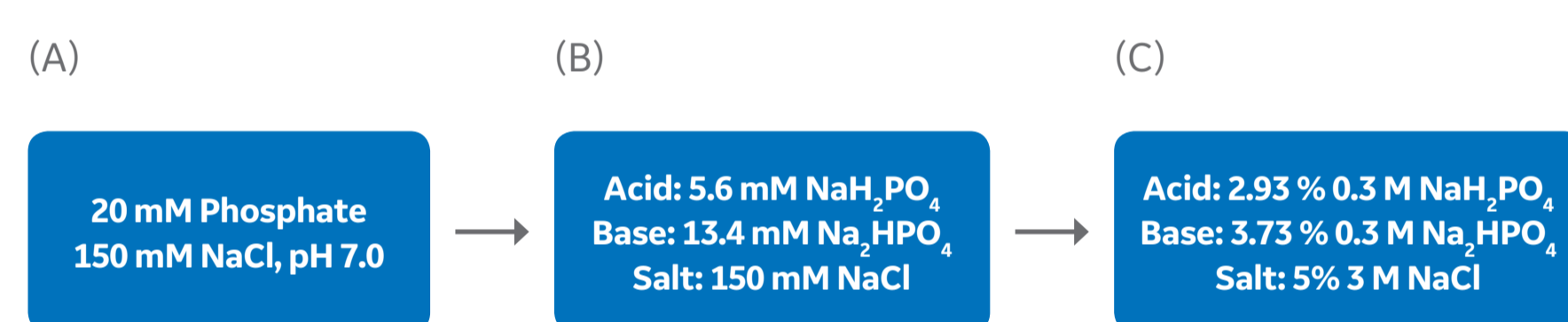


Fig 2. Going from buffer name (A), molar recipe (B) and UNICORN settings for ÄKTA avant quaternary valve, or buffer mix in BioProcess IC System (C).

Tool 1 - Software calculation: Molar recipes for many common buffers can be obtained with the "Explore proportions" functionality of the BufferPro tool in UNICORN™ 6 & 7 software.

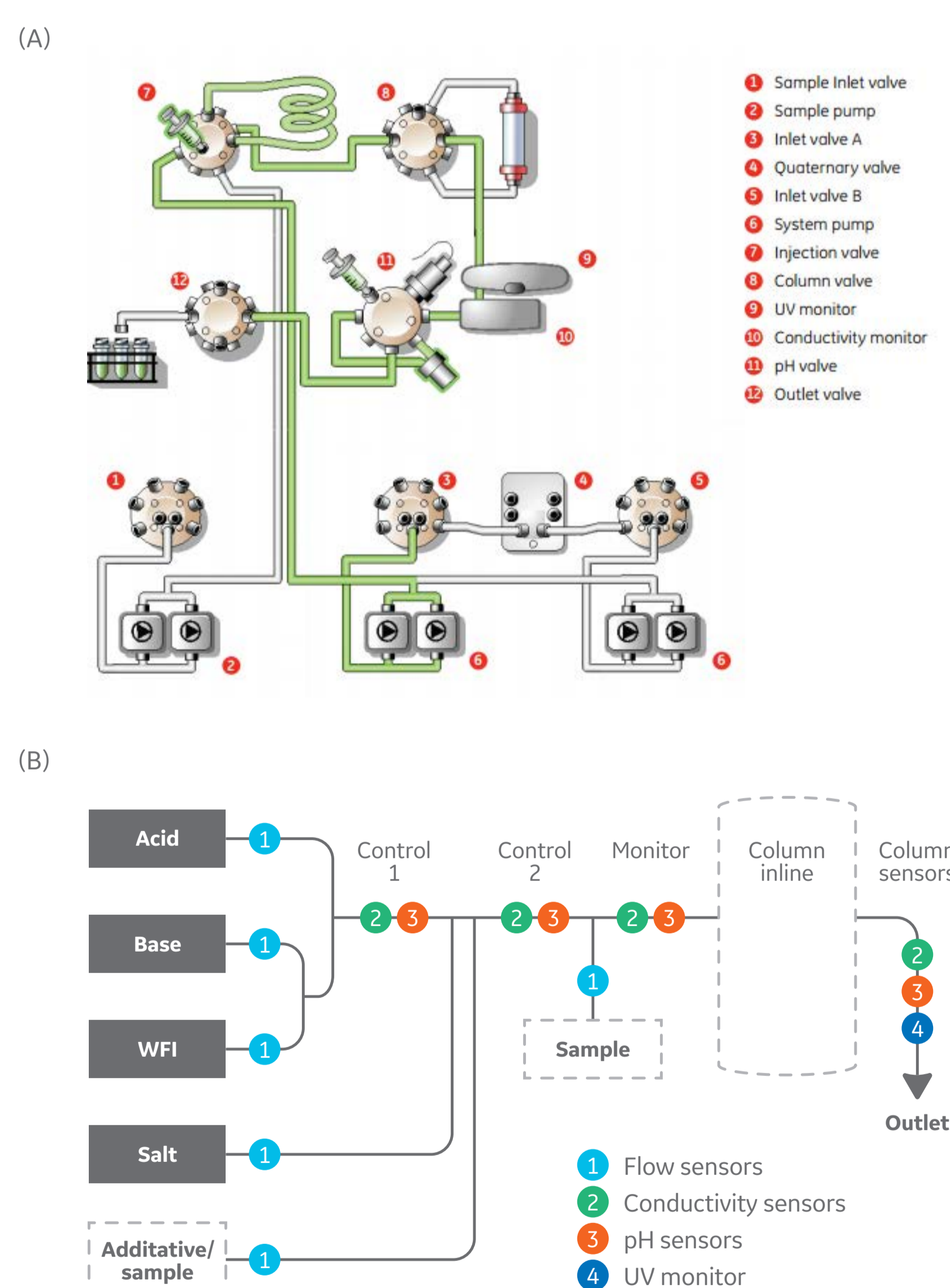


Fig 3. Flow diagrams of the two systems, ÄKTA avant system (A) and BioProcess IC System (B). The quaternary valve of ÄKTA avant simulates the four different pumps in the BioProcess IC System.

Tool 2 - ÄKTA avant quaternary valve: The valve is used in more complicated cases when tool 1 is not sufficient, e.g. for use of salts and additives. The molar recipes of any soluble buffer can be obtained by using the quaternary valve of ÄKTA avant system together with scouting. The flow diagrams above show the similarities between the systems.

Results of the scaled-down model

pH as function of the molar recipe obtained using the ÄKTA avant system: Buffer 20 mM Phosphate with 200 mM NaCl with pH 7.2, by reading the value on the x-axis at the desired pH the molar recipe can be determined (Fig 4).

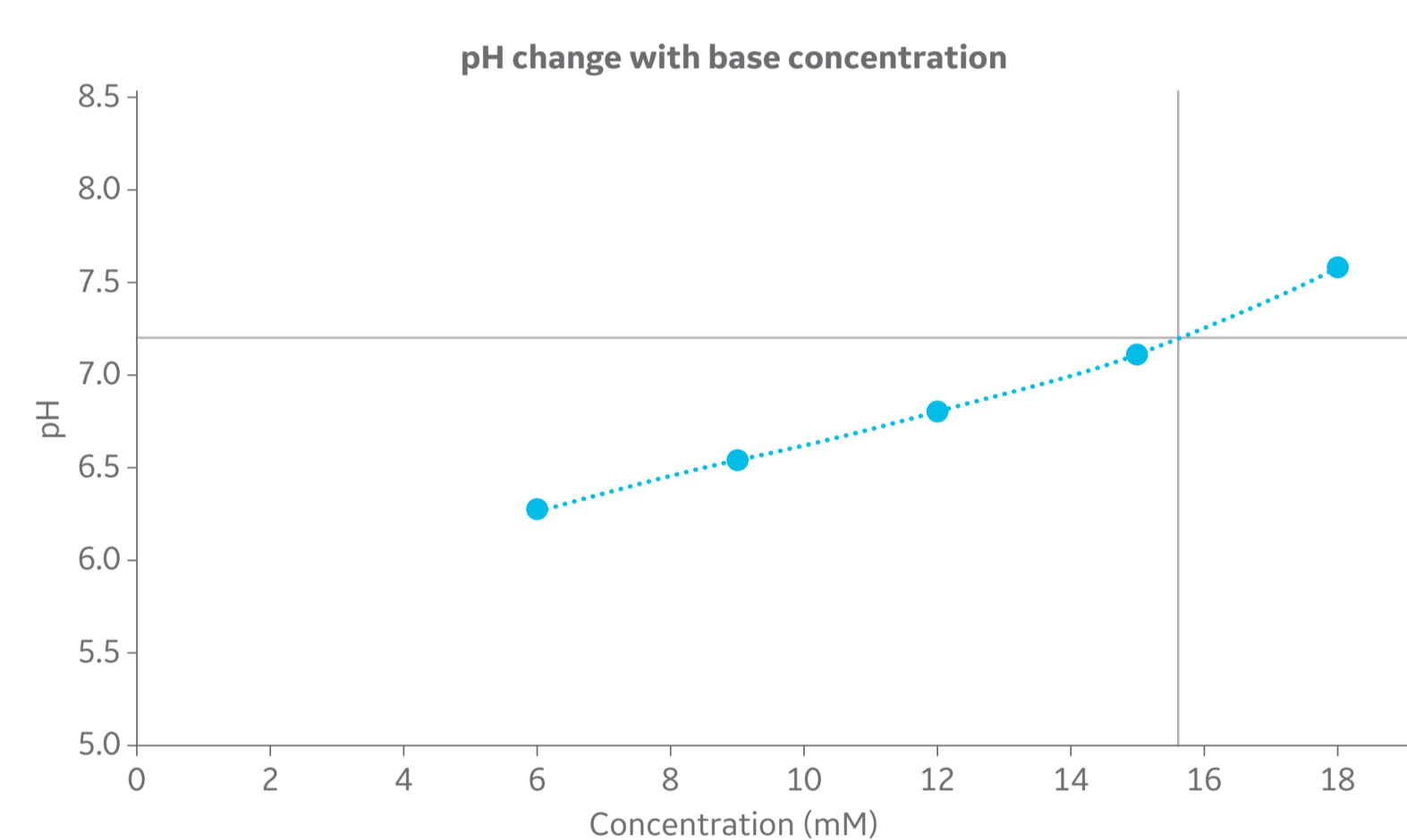


Fig 4. Titration curve to determine the base concentration at a specified pH. The example here is 20 mM Phosphate with 200 mM NaCl at pH 7.2 gives 15.6 mM of the base component (Na₂HPO₄).

To demonstrate that the ÄKTA avant system will give the same results as the BioProcess IC System, four common buffer types were run in systems using the same stock solutions and recipes. All runs gave comparable results (Fig 5). pH was also measured off line in the buffers made in lab-scale.

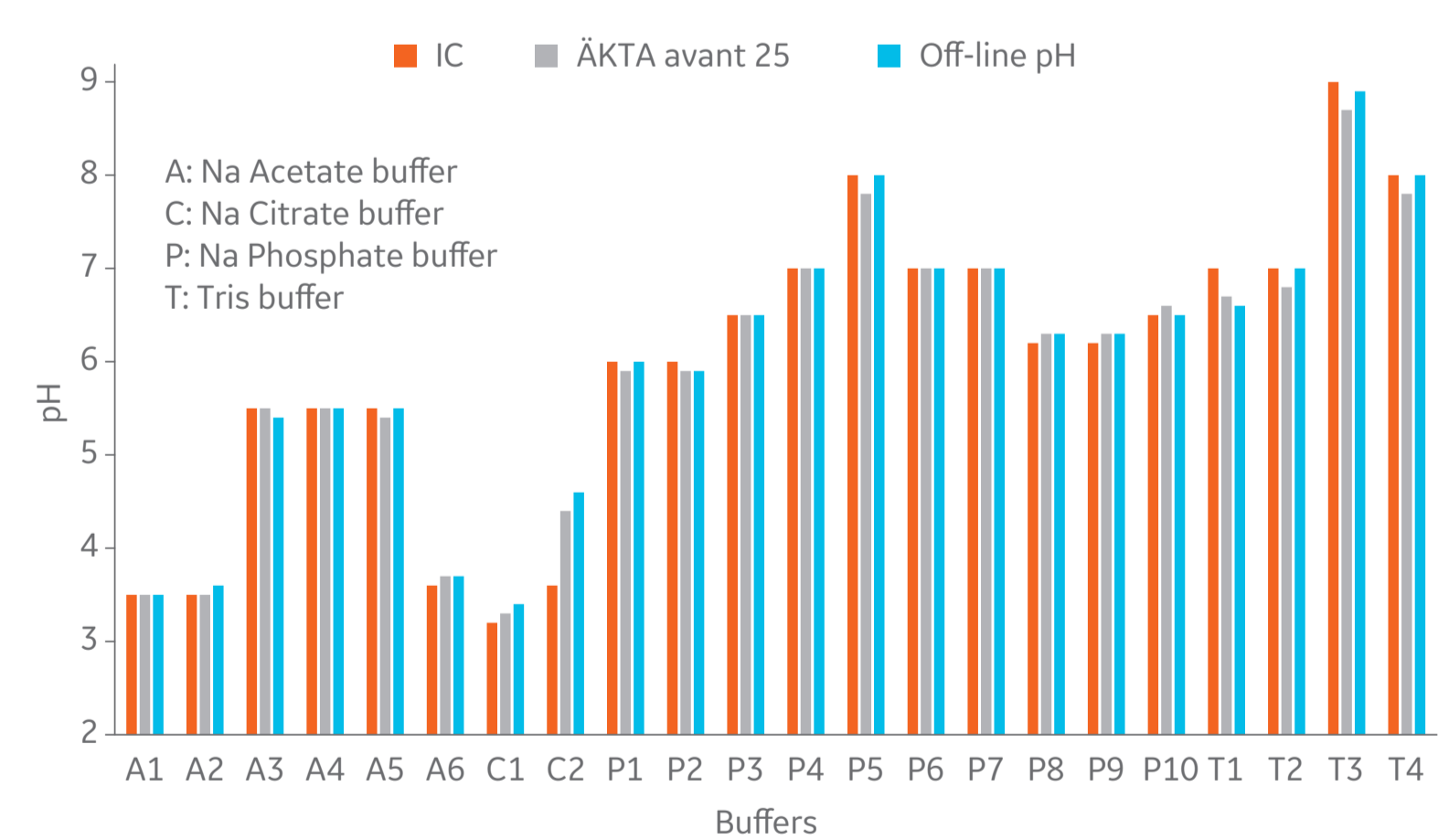


Fig 5. Chart comparing pH in different buffers, made with BioProcess IC System, ÄKTA avant system and off-line pH measurement. The pH value read from the two systems in built pH probes are compared with off-line pH measurement of the buffer prepared in the ÄKTA avant system using a standalone pH meter.

The chromatograms in Figures 6 and 7 show how the same buffer is made using ÄKTA avant 25 system and an BioProcess IC System (10 mm; 600 L/h) with the same recipe and stock solutions, giving the same stable result.

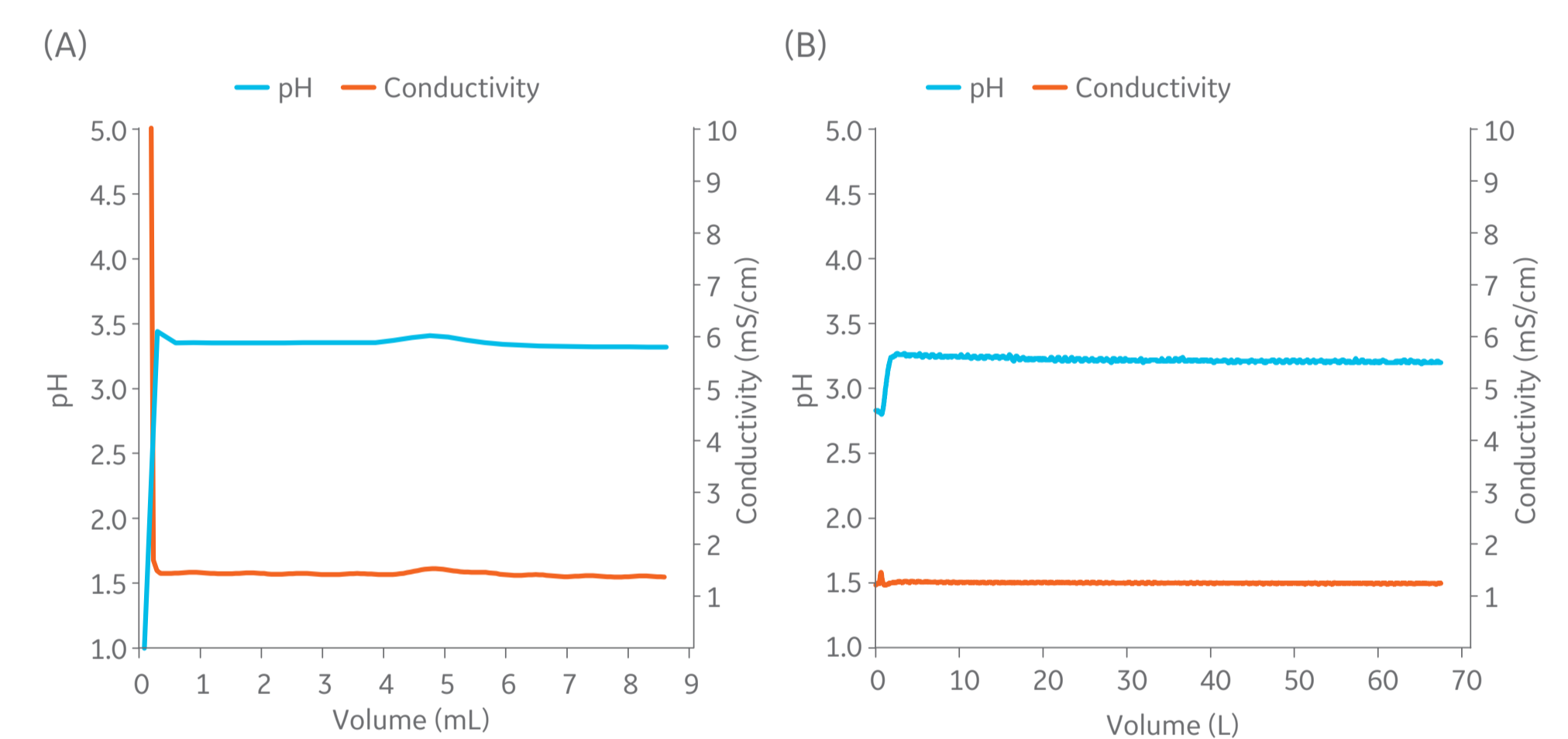


Fig 6. Example of a UNICORN run. 25 mM Na Citrate buffer at pH 3.2 from the ÄKTA avant 25 system (A) and the BioProcess IC System (B).

The X axis on the chromatograms show the required volumes in the different scales, 10 mL compared to 35-70 L per run, depending on the duration and flow rate of the two processes.

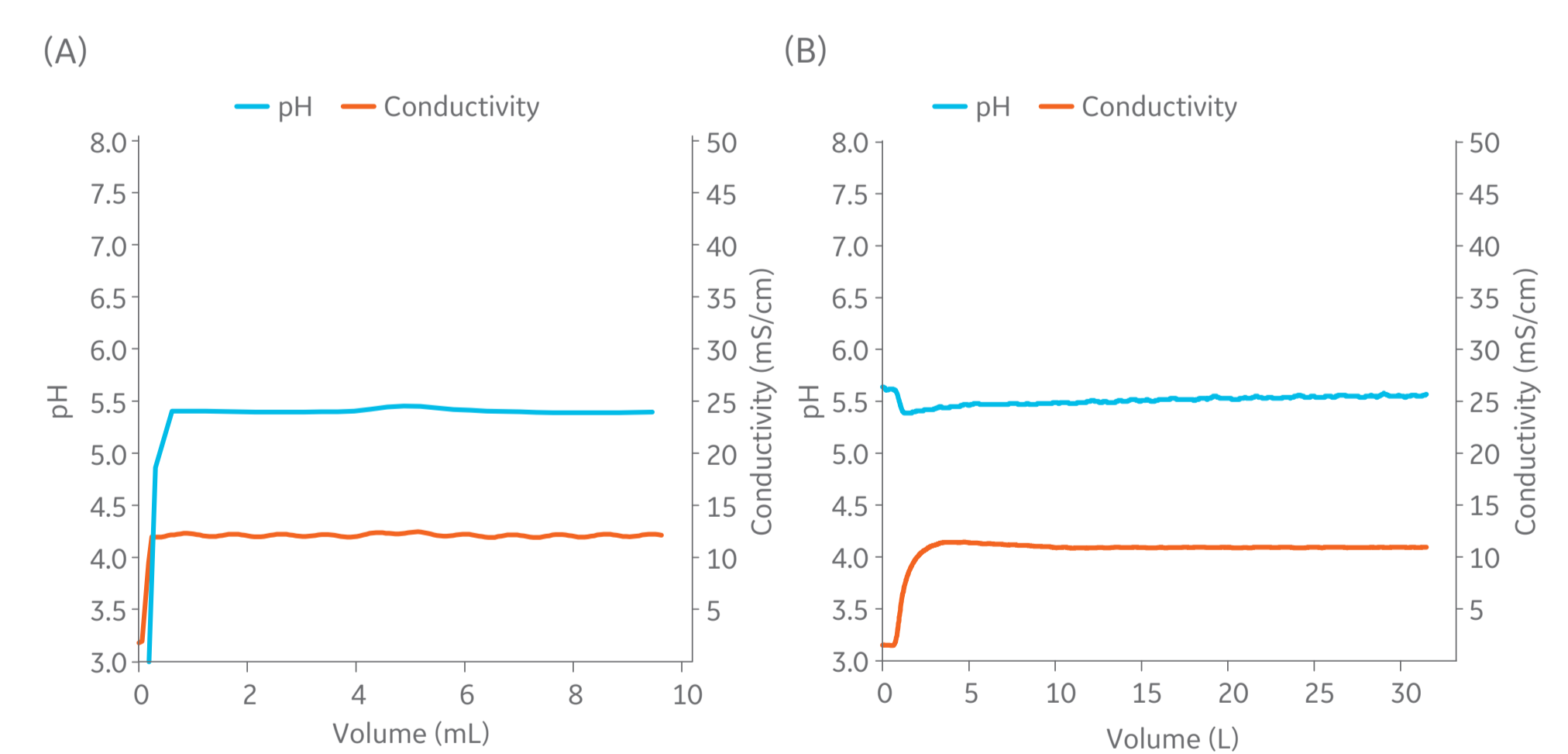


Fig 7. Example of a UNICORN run. 25 mM Na Acetate buffer, 100 mM NaCl at pH 5.5 from the ÄKTA avant system 25 (A) and the BioProcess IC System (B).

References

- Carredano EN, Nordberg R, Westin S, Busson K, Karlsson TM, Blank TS, Sandegren H & Jagschies G. Simplification of Buffer Formulation and Improvement of Buffer Control with In-Line Conditioning (IC). Biopharmaceutical Processing: Development Design and Implementation of Manufacturing Processes. Amsterdam: Elsevier Ltd.; 2018. p 513-525.

Conclusion

ÄKTA avant system with quaternary valve can be used as a scaled-down model of an BioProcess IC System. With the model it is possible to:

- Determine molar recipes of buffers in an automated manner
- Reduce volumes when determining the buffer recipes
- Implement the IC approach to buffer manufacturing in small scale
- Verify that the IC concept will work with your buffers